


Broadband Standard Product PA020180-3025-SS-H High Power Amplifier Module Broadband Power 2GHz to 18GHz

June 13, 2007

www.aeroflex.com/bband



DESCRIPTION

Our new innovative broadband power amplifier designs provide performance without sacrificing output power. The ultra wideband performance of the PA020180-3025-SS can replace multiple narrowband power amplifiers, thereby reducing cost and complexity in microwave systems.

Our team of engineers can custom design power amplifiers using the latest simulation software and proprietary technology to meet even the most demanding specifications.

FEATURES

- >30dBm P1 dB up to 18GHz
- 30dB Typical Gain
- 7dB NF @ 16GHz (Typical)
- IP3 >40dBm @ 8GHz
- Single Power Supply
- High Efficiency
- Compact Size
- Hermetic Package

SPECIFICATIONS

ABSOLUTE MAXIMUM RATINGS¹

PARAMETER	SYMBOL	MIN	MAX	UNITS
Operating Temperature – Case	T_{MO}	-40	+65	°C
Storage Temperature – Case	T_{MS}	-40	+125	°C
Positive Supply Voltage	V_{PS}	+12	+15	V

1. Stresses above those listed under "Absolute Maximums Rating" may cause permanent damage to the device. This is a stress rating only and functional operation of the device at these or any other conditions above those indicated in the operational sections of this specification is not implied. Exposure to absolute maximum rating conditions for extended periods may affect device reliability.

NOMINAL OPERATING CONDITIONS

PARAMETER	CONDITIONS	MIN	MAX	UNITS
Temperature, T_C – Case	Full Range	-40	+55	°C
Positive Supply Voltage, V_{PS}		+12	+15	V

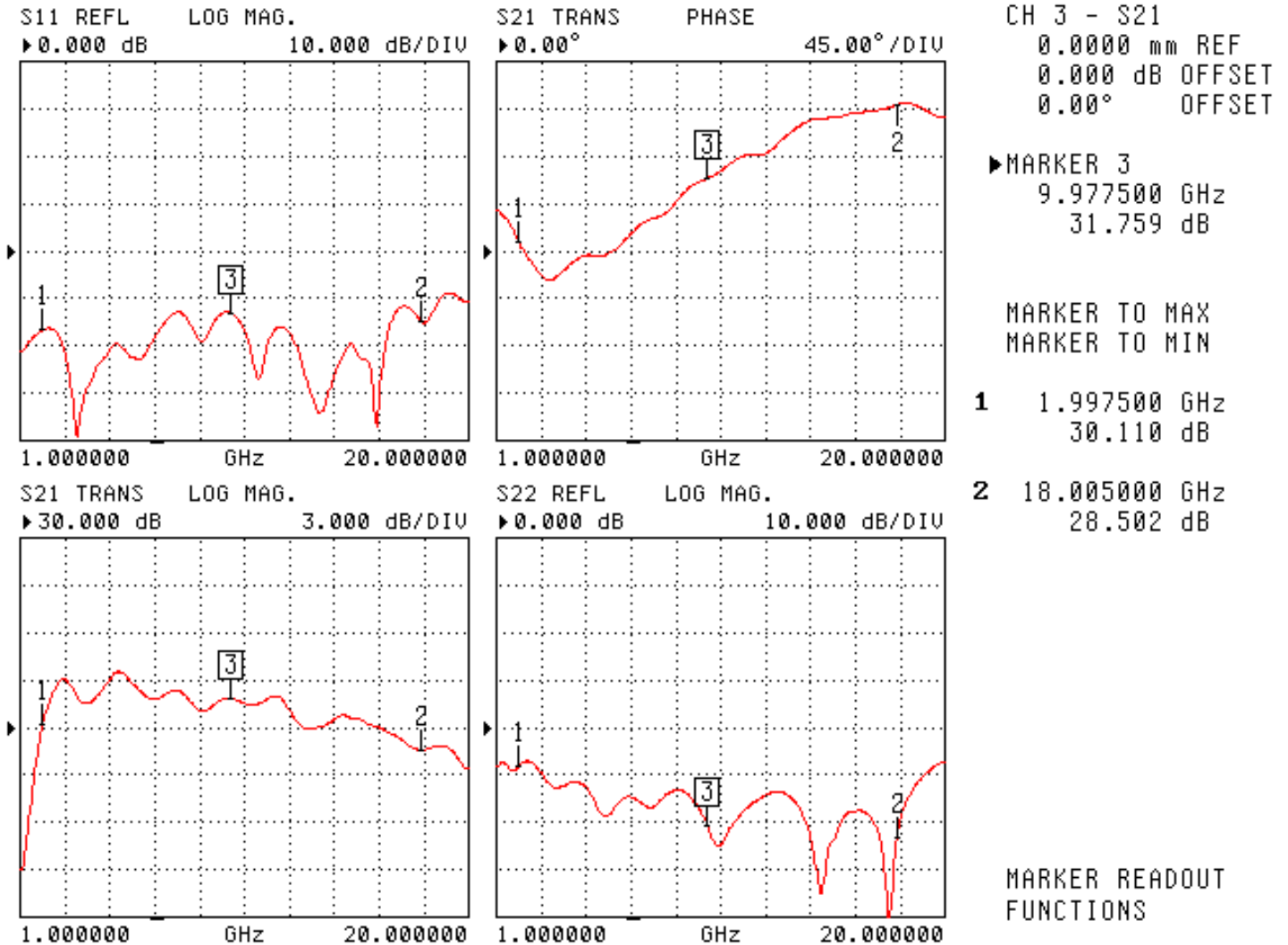
Aeroflex Plainview

SPECIFICATIONS

ELECTRICAL CHARACTERISTICS @ +25°C

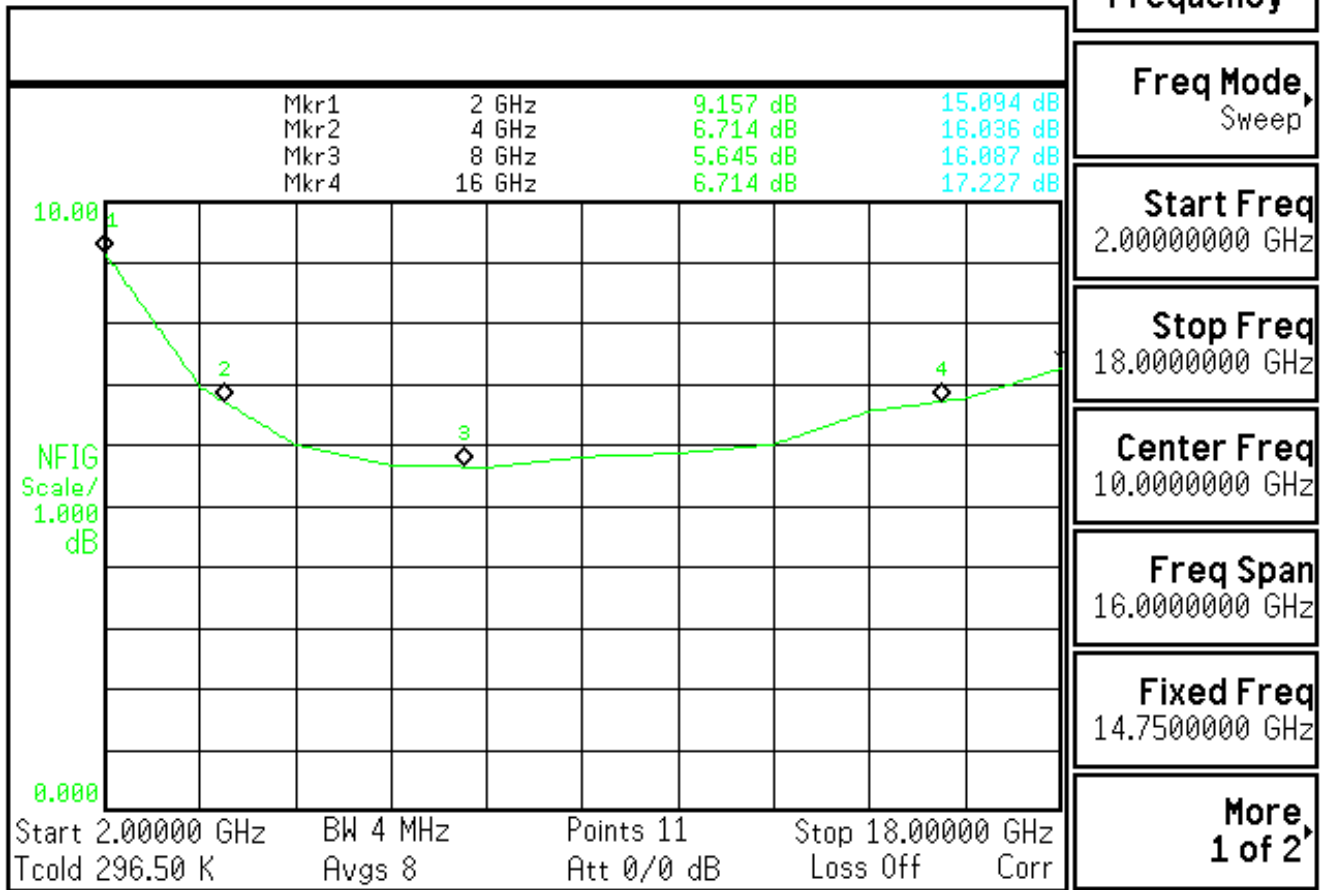
PARAMETER	CONDITIONS	MIN	TYP	MAX	UNIT
Frequency Range		2.0	-	18	GHz
Power Output	1dB Compression Point	+29	+32	+33	dBm
Power Output Saturated	Saturated Power	+30	+33	+35	dBm
Gain		25	-	-	dB
Gain Flatness		-1.5	-	+1.5	dB
Noise Figure	@ 8GHz	-	6.5	-	dB
RF Input Return Loss	2 - 18GHz, Reference to 50 ohms	-	10	-	dB
RF Output Return Loss	4 - 18GHz, Reference to 50 ohms	-	10	-	dB
Positive Supply Voltage		+12	-	+15	V
Positive Supply Current +12V, +15V		-	-	2.4	Amps

TYPICAL S-PARAMETERS

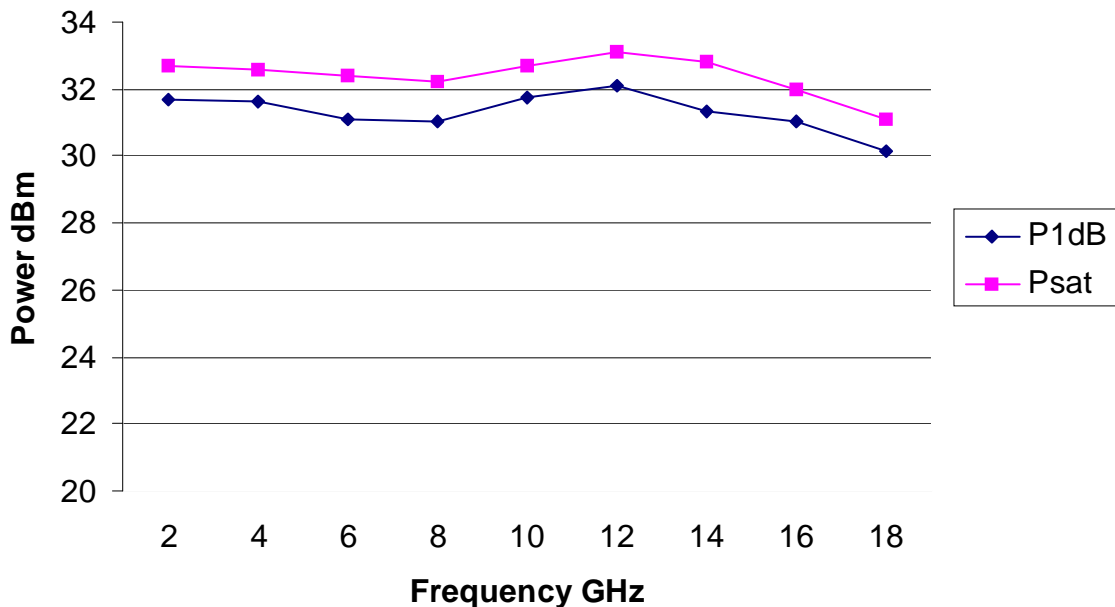


TYPICAL NOISE FIGURE

Agilent 15:24:52 Apr 6, 2005



TYPICAL RF OUTPUT POWER



PHASE NOISE TYPICAL

